
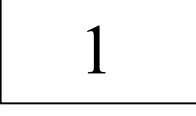
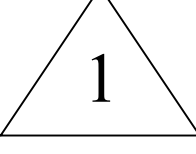

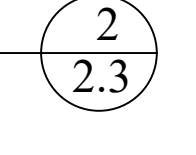

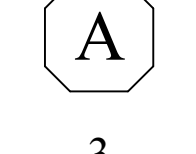

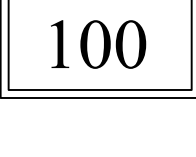
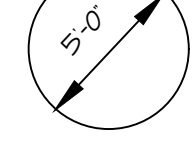



TRACT 5

NEW SHELL TILT-WALL BUILDING JACKSONVILLE INTERNATIONAL TRADEPORT 1594 TRANSPORT COURT JACKSONVILLE, FL 32218

SYMBOL LEGEND:

-  REVISION CLOUD
INDICATES REVISED AREA
-  KEY NOTE TAG
INDICATES NOTE REFERENCED IN PLAN
-  REVISION REFERENCE
INDICATES NOTE REVISION NUMBER
-  SECTION REFERENCE
SHEET ON WHICH IS DRAWN
DIRECTION OF SIGHT
-  DETAIL MARK
PAGE DETAIL APPEARS
-  DOOR TAG
INDICATES DOOR TYPE
-  WINDOW TAG
INDICATES WINDOW TYPE
-  INTERIOR ELEVATION TAG
DETAIL NUMBER
SHEET NUMBER
DIRECTION OF SIGHT
-  ROOM OR SPACE DESIGNATION
-  HANDICAPPED 5' TURN-AROUND
-  WALL TYPE INDICATION

BUILDING DATA:

OWNER: CJ SUBSIDIARY #5, LLC
 PERMITTING AGENCY: CITY OF JACKSONVILLE
 ZONING: IL
 OCCUPANCY CLASSIFICATION: GROUP 5-2
 OFFICE: N/A
 WAREHOUSE: 93,600 S.F.
 THRESHOLD: Y/N - N
 EXPOSURE: C
 STRUCTURE TYPE: TYPE IIB, SPRINKLERED
 WIND ZONE: 125 MPH - ULTIMATE
 FLOOD ZONE: X

APPLICABLE CODES:

FLORIDA BUILDING CODE (2017) 6TH EDITION
 FLORIDA ACCESSIBILITY CODE FOR BUILDING CONSTRUCTION 5TH EDITION (2014)
 2017 6TH EDITION OF THE FLORIDA FIRE PREVENTION CODE
 NATIONAL FIRE ALARM CODE

NET AREA TABULATION:

OFFICE: N/A
 WAREHOUSE: 93,600 SF
 OCCUPANT LOAD: 187 PERSONS AT 500 S.F. PER PERSON

ACCESSIBILITY NOTES:

1. THIS BUILDING IS 100% ACCESSIBLE TO THE DISABLED COMMUNITY FROM PARKING INTO BUILDING I.E. DOOR HARDWARE, BOOTHS, SEATING AREAS AND ACCESSIBLE ROUTE.
2. TOILET ROOM FLOORS SHALL HAVE A SMOOTH, HARD, NONABSORBENT SURFACE THAT EXTENDS UPWARD ONTO THE WALLS A MINIMUM OF 6 INCHES FBC 1210.1
3. WALLS WITHIN 2 FEET OF URINALS AND WATER CLOSETS SHALL HAVE A SMOOTH, HARD, NON ABSORBENT SURFACE TO A HEIGHT OF 4 FEET ABOVE THE FLOOR AND EXCEPT FOR STRUCTURAL ELEMENTS. THE MATERIAL USED IN SUCH WALLS SHALL BE A TYPE THAT IS NOT ADVERSELY AFFECTED BY MOISTURE.

GENERAL NOTES:

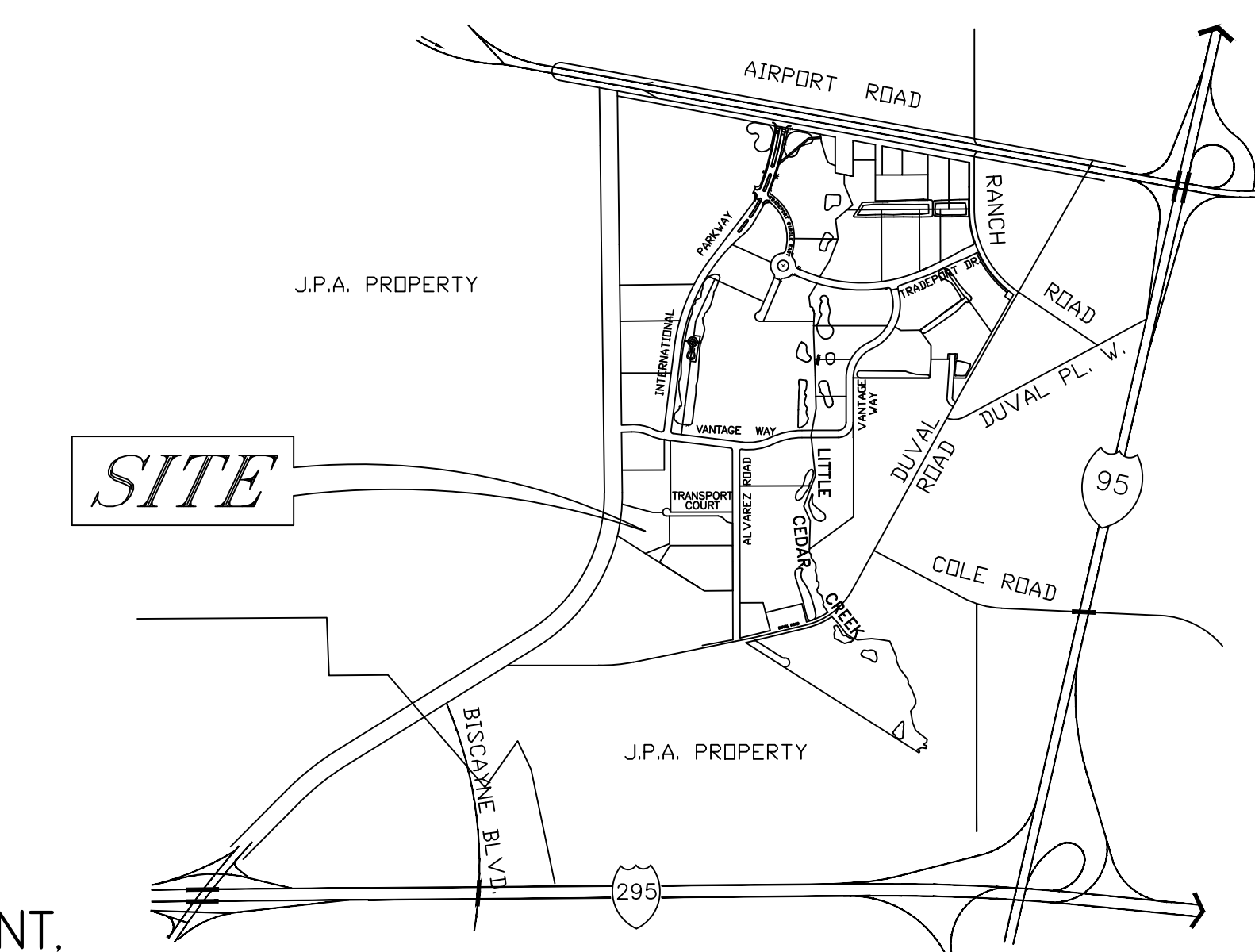
1. THE CONSTRUCTION WORK SHALL COMPLY WITH ALL FEDERAL, STATE, AND LOCAL REGULATIONS AS THEY APPLY TO THIS PROJECT ALONG WITH ALL THE REQUIREMENTS OF THE FLORIDA BUILDING CODE 2017 SIXTH EDITION.
2. PROVIDE G.F.I. CIRCUITS AT ALL OUTSIDE AND BATHROOM RECEPTACLES.
3. DO NOT SCALE THE DRAWINGS. DIMENSIONS SHALL GOVERN IN ALL INSTANCES. REPORT ANY DISCREPANCIES TO THE ARCHITECT BEFORE PROCEEDING WITH THE WORK.
4. ALL CONCRETE FLOORS SHALL RECEIVE A TROWEL FINISH EXCEPT AS NOTED.
5. ALL LUMBER IN CONTACT WITH MASONRY SHALL BE PRESSURE TREATED.
6. SUBCONTRACTORS SHALL BE RESPONSIBLE FOR PROTECTING ADJACENT STRUCTURES, EQUIPMENT, STREETS, SIDEWALKS, LANDSCAPING, & EXISTING CONSTRUCTION.

LIST OF DRAWINGS:

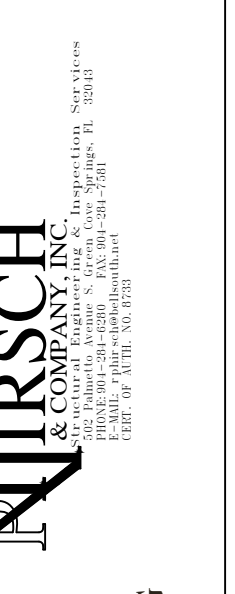

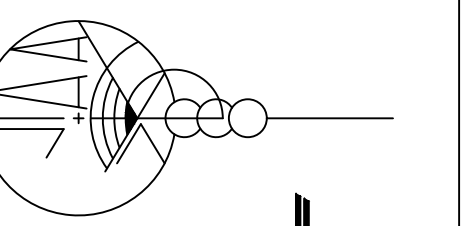
- A-0 COVER SHEET
- A-1 SITE PLAN
- A-2 FLOOR & LIFE SAFETY PLAN
- A-3 ELEVATIONS
- A-4 WALL SECTIONS
- A-5 DETAILS
- S-1 STRUCTURAL SPECIFICATIONS
- S-2 STRUCTURAL SPECIFICATIONS
- S-3 FOUNDATION PLAN & FOOTING SCHEDULE
- S-4 ROOF FRAMING PLAN
- S-5 TILT-UP ELEVATIONS
- S-6 TILT-UP ELEVATIONS
- S-7 TILT-UP ELEVATIONS
- S-8 FOUNDATION DETAILS & GENERAL NOTES
- S-9 TILT-UP DETAILS & EMBED LIST
- S-10 FRAMING DETAILS
- S-11 DIAGRAMS & SCHEDULES
- M-1 EQUIPMENT & DETAILS
- M-2 HVAC PLAN & SCHEDULES
- P-1 PLUMBING SCHEDULES & NOTES
- P-2 PLUMBING FLOOR PLAN
- E-1 ELECTRICAL SITE PLAN
- E-2 ELECTRIC & POWER PLAN
- E-3 ELECTRICAL DETAILS
- GIG FIRE PROTECTION

VICINITY MAP:

JACKSONVILLE INTERNATIONAL TRADEPORT




JARZYNA & ASSOCIATES
 ARCHITECTS / PLANNERS
 FOUR JUNIPER COURT
 AMELIA ISLAND FLORIDA 32034
 904-21-4242 JAZSMAN@BELL-SOUTH.NET



PROJECT NAME
TRACT 5
JACKSONVILLE
INTERNATIONAL TRADEPORT
JACKSONVILLE
FLORIDA


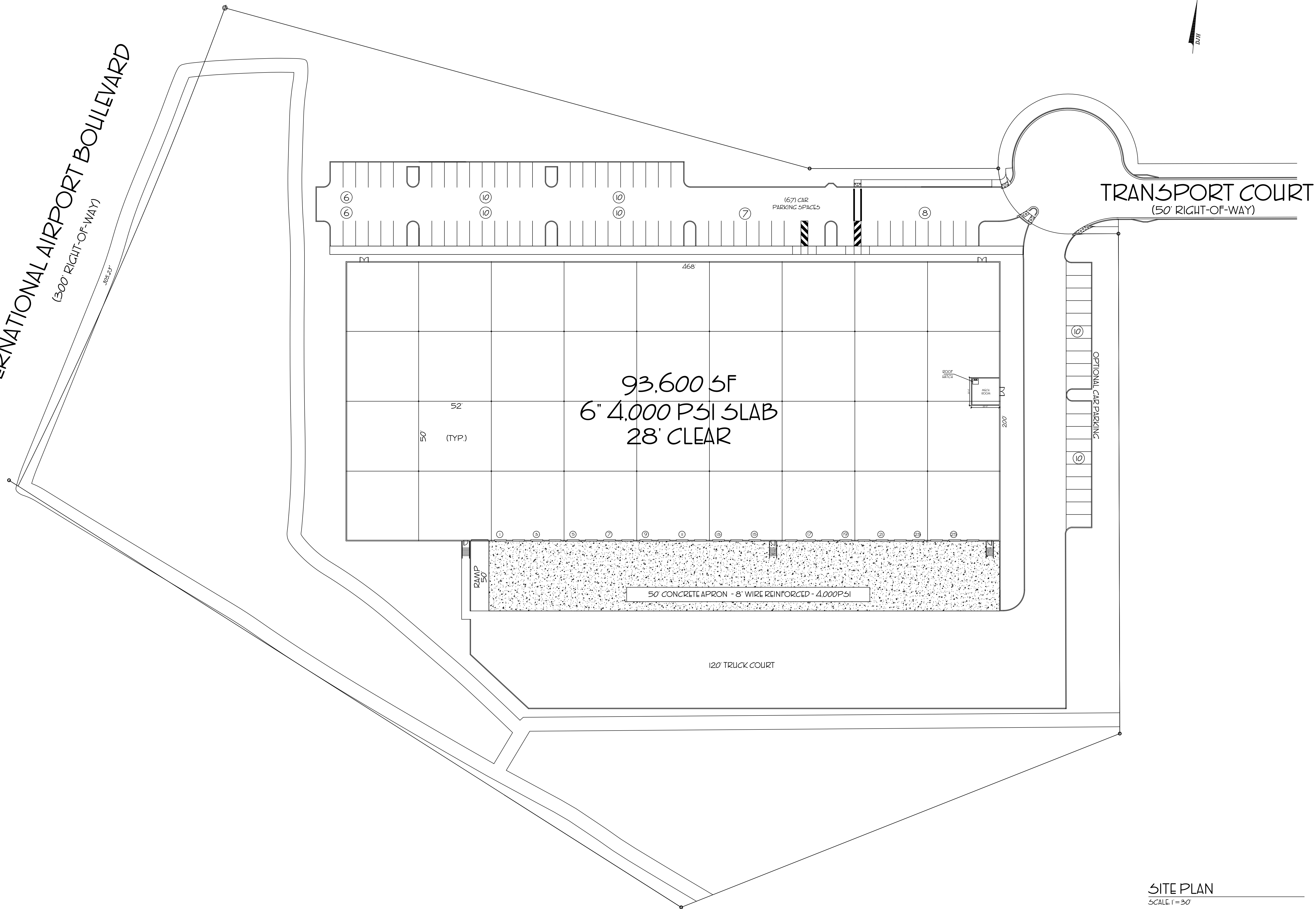
SHEET NAME
COVER
SHEET

SCALE
PROJECT NO. 28008
DATE 5-21-18
REVISION 8-22-18
PRINT DATE 8-22-18
ISSUE FOR CONSTRUCTION



THIS DRAWING IS THE PROPERTY OF
THE ARCHITECT AND ANY NOT BE
REPRODUCED OR USED WITHOUT
WRITTEN PERMISSION @ JARZYNA &
ASSOCIATES, P.A.
SHEET NO. A-0





INTERNATIONAL AIRPORT BOULEVARD
(300' RIGHT-OF-WAY)



TRANSPORT COURT
(50' RIGHT-OF-WAY)

SITE PLAN
SCALE 1"=30'


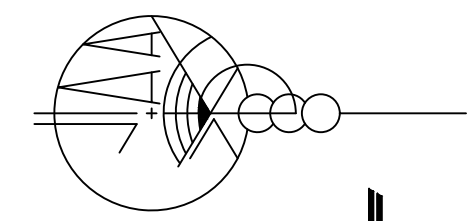
JARZYNA & ASSOCIATES
ARCHITECTS / PLANNERS
FOUR JUNIPER COURT
AMELIA ISLAND FLORIDA 32034
904-321-4242 JAZZSMAN BELLSOUTH.NET


AVA ENGINEERS

P.H. ENGINEERING

R. HIRSCH & COMPANY

H. HENNINGSON & COMPANY


PROJECT NAME
TRACT 5
JACKSONVILLE
INTERNATIONAL TRADEPORT
JACKSONVILLE FLORIDA

SHEET NAME
SITE PLAN

THIS DRAWING IS THE PROPERTY OF THE ARCHITECT AND MAY NOT BE REPRODUCED OR USED WITHOUT WRITTEN PERMISSION @ JARZYNA & ASSOCIATES, P.A. SHEET NO.	PROJECT NO.	28008	SCALE	
	DATE	7-31-18		
	REVISION	8-22-18		
	PRINT DATE	8-22-18	ISSUE FOR CONSTRUCTION	ARC01 REC NO: 18-03286
A-1				



HERSCH & COMPANY, INC.
 ARCHITECTS / PLANNERS
 1000 W. 10TH STREET
 JACKSONVILLE, FLORIDA 32209
 904-786-1111



AVA ENGINEERS
 ENGINEERING
 1000 W. 10TH STREET
 JACKSONVILLE, FLORIDA 32209
 904-786-1111

PROJECT NAME
 TRACT 5
 JACKSONVILLE
 INTERNATIONAL TRADEPORT
 JACKSONVILLE FLORIDA

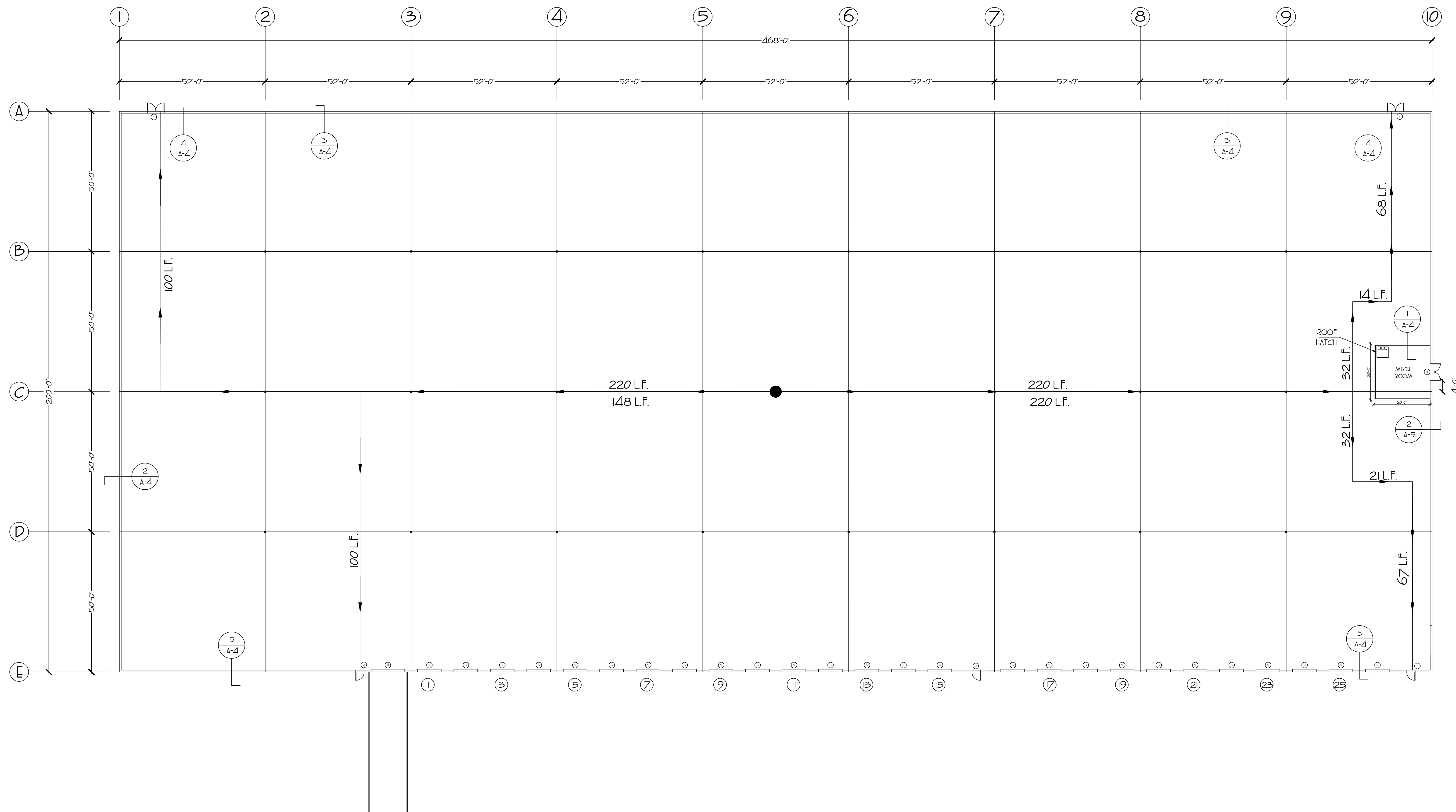
SHEET NAME
 FLOOR & LIFE
 SAFETY PLAN

SCALE
 PROJECT NO. 28008
 DATE 5-21-18
 REVISION 8-22-18
 PRINT DATE 8-22-18
 ISSUED FOR CONSTRUCTION




PROFESSIONAL SEAL
 ARCH. REG. NO. 183286

THIS DRAWING IS THE PROPERTY OF
 THE ARCHITECT AND MAY NOT BE
 REPRODUCED OR USED WITHOUT
 WRITTEN PERMISSION FROM JARZYNA &
 ASSOCIATES, P.A.
 SHEET NO. A-2

A-2



FLOOR & LIFE SAFETY PLAN
 SCALE 1/16" = 1'

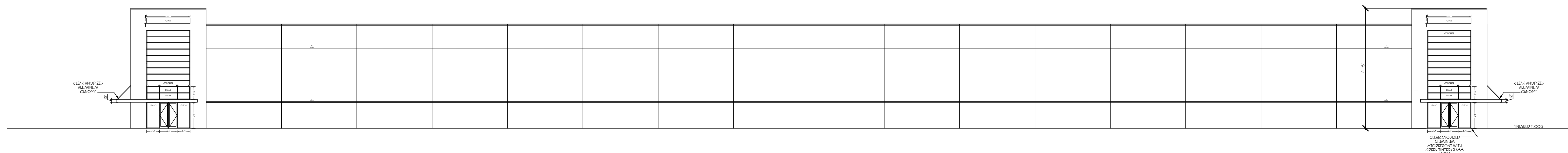


PROJECT NAME
TRACT 5
 JACKSONVILLE
 INTERNATIONAL TRADEPORT


SHEET NAME
ELEVATIONS

THIS DRAWING IS THE PROPERTY OF THE ARCHITECT AND MAY NOT BE REPRODUCED OR USED WITHOUT WRITTEN PERMISSION @ JARZYNA & ASSOCIATES, P.A. SHEET NO.	PROJECT NO.	28008	SCALE	AS SHOWN
	DATE	5-21-18	PROJECT	INTERNATIONAL TRADEPORT
	REVISION	8-22-18	ISSUE FOR CONSTRUCTION	AS SHOWN
	PRINT DATE	8-22-18	PROJECT	INTERNATIONAL TRADEPORT

A-3

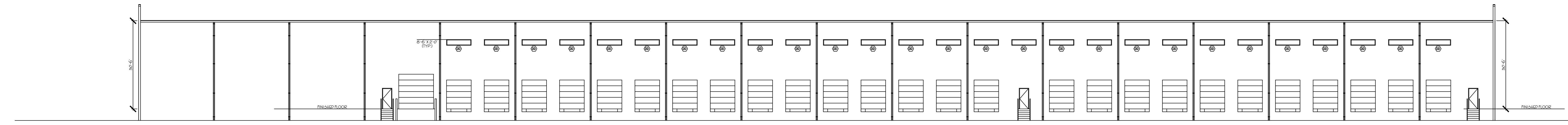


NORTH ELEVATION
 SCALE 1/16"=1'-0"

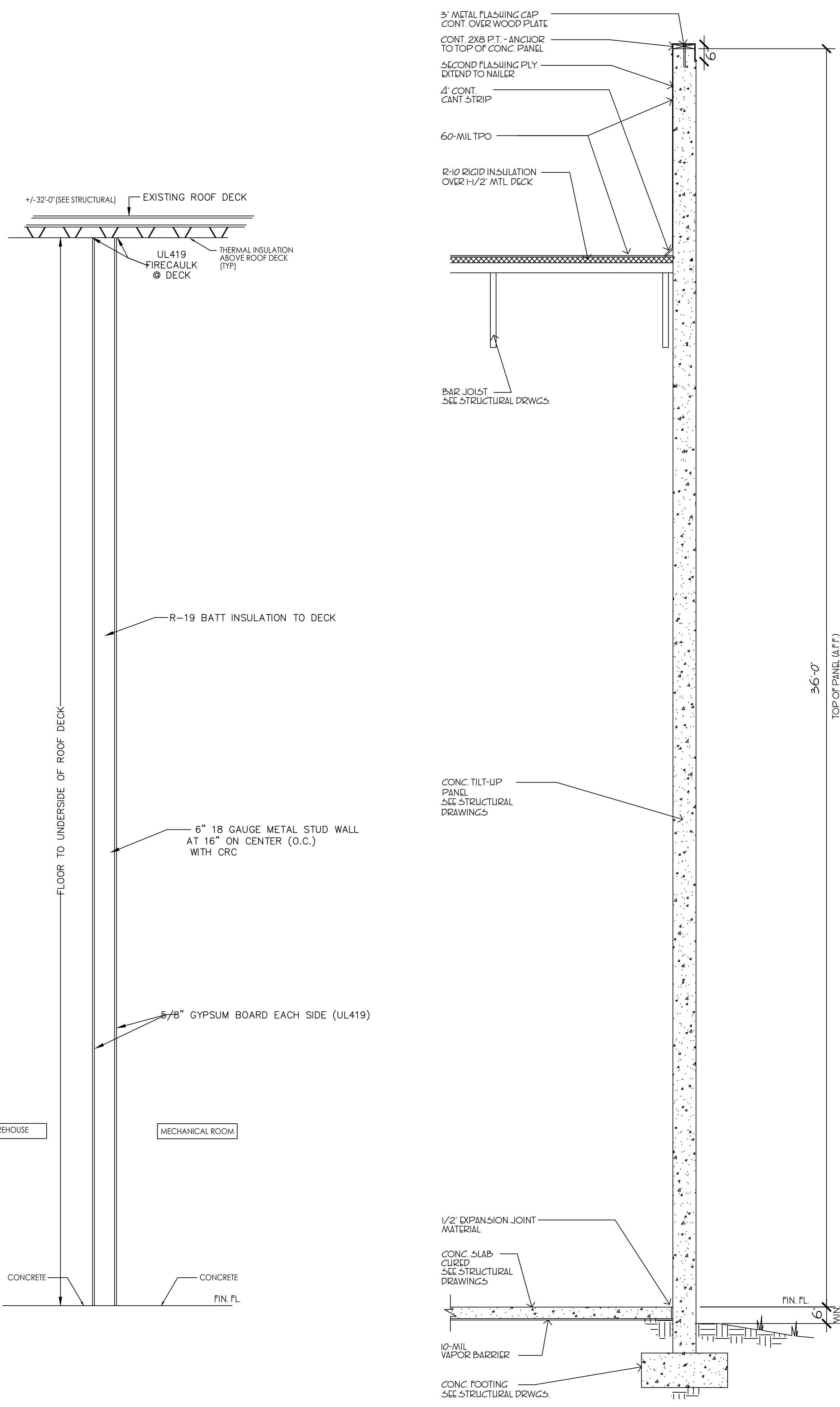


EAST ELEVATION
 SCALE 1/16"=1'-0"

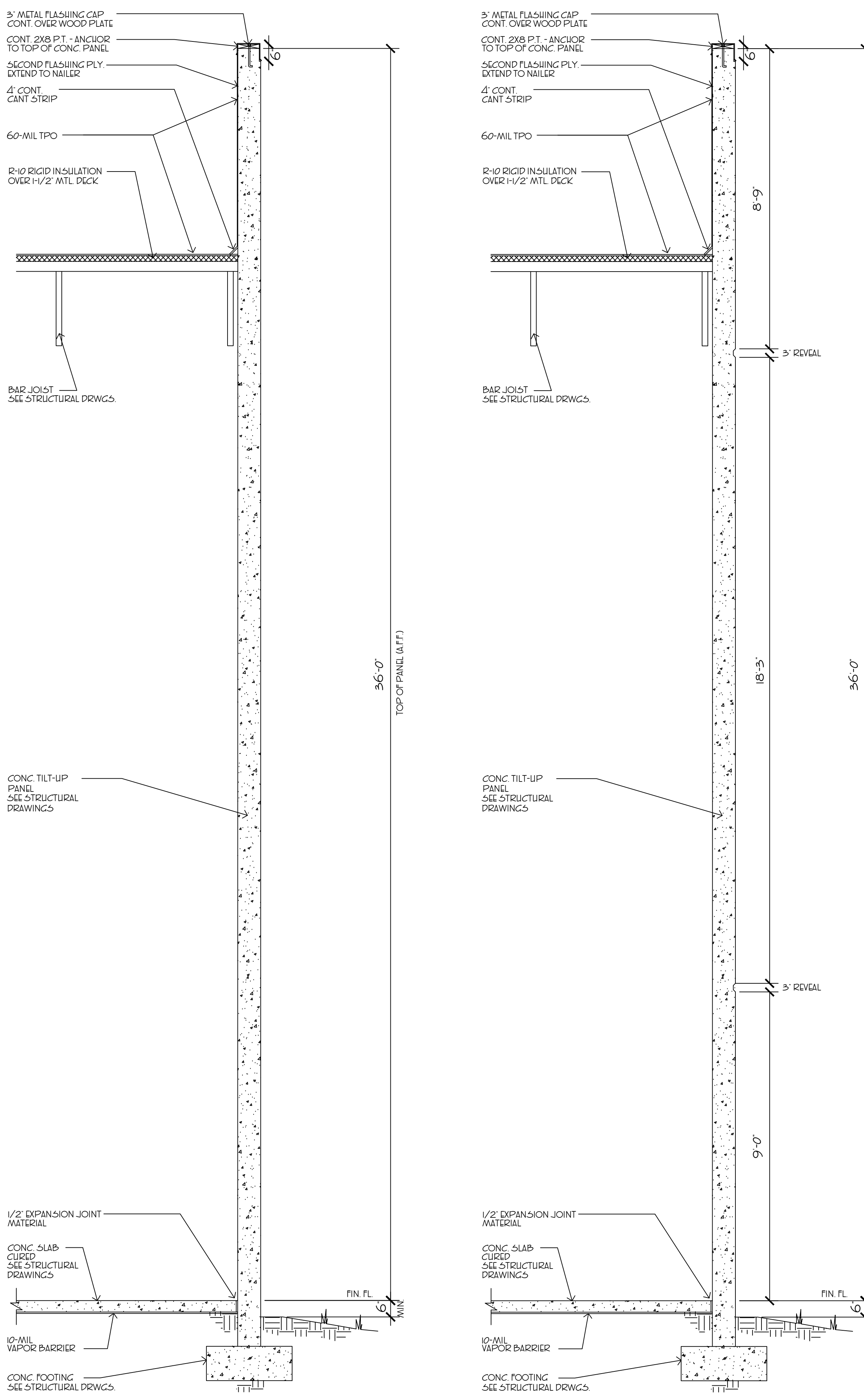
WEST ELEVATION
 SCALE 1/16"=1'-0"



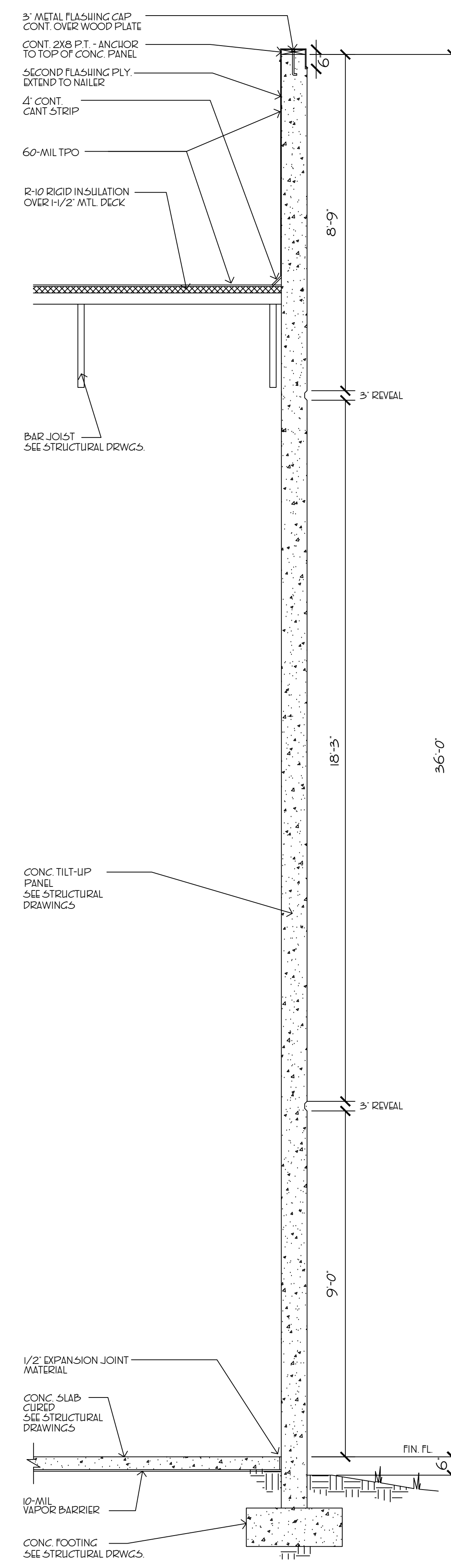
SOUTH ELEVATION
 SCALE 1/16"=1'-0"



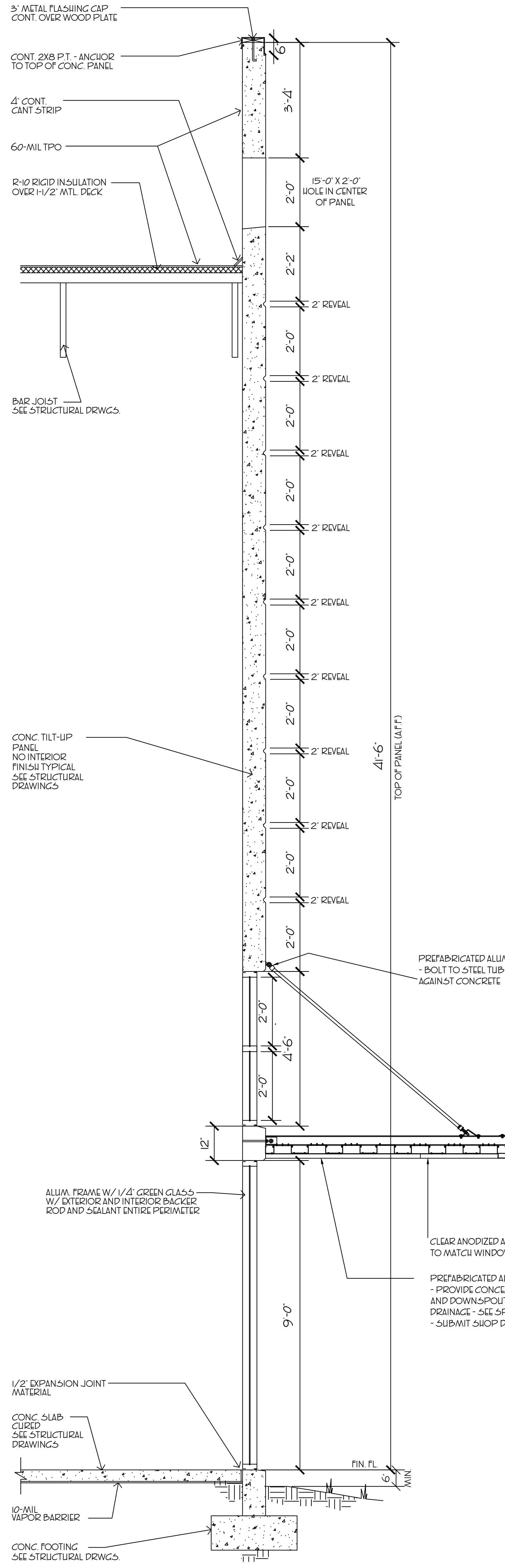
1 WALL SECTION
A.4 SCALE = NT5



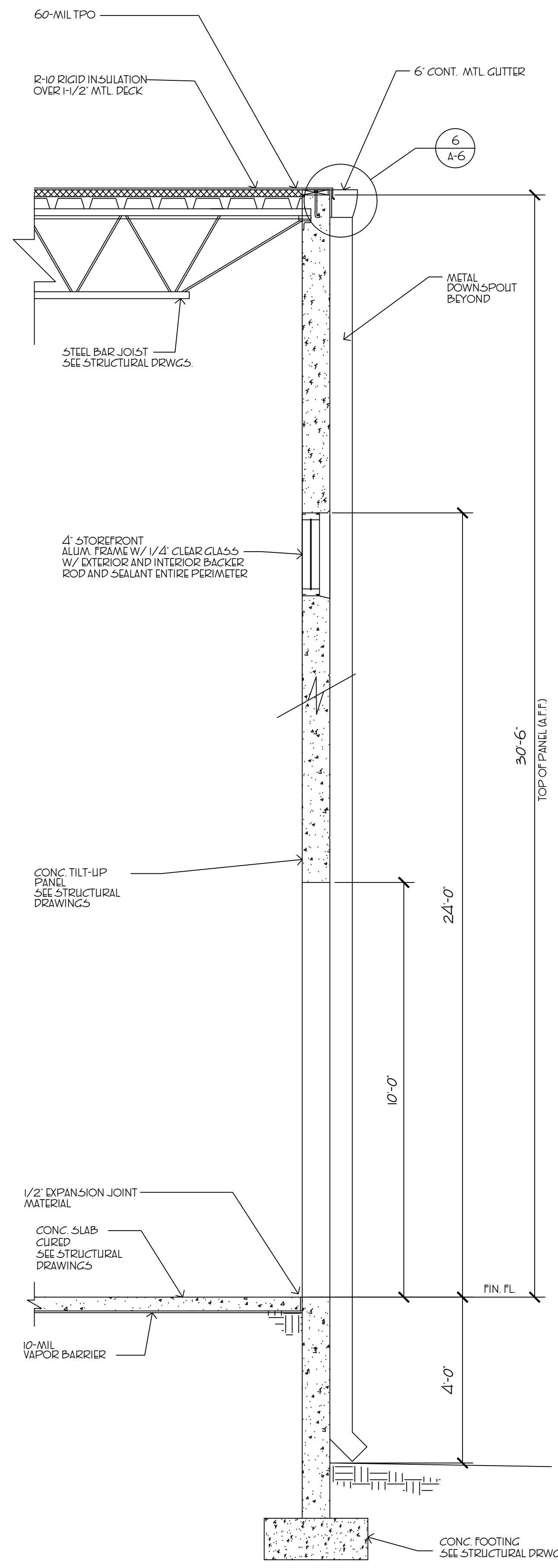
2 WALL SECTION
A.4 SCALE = NT5



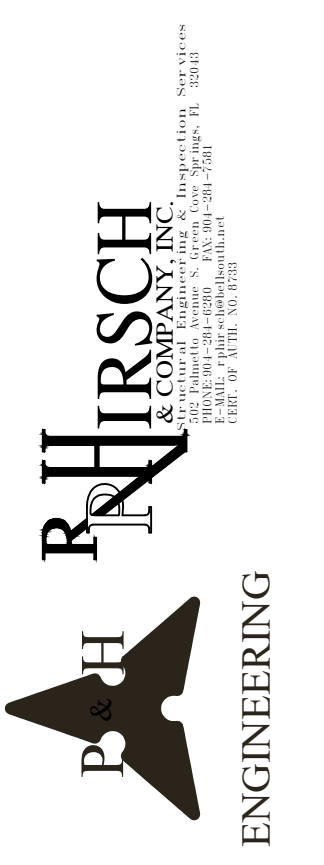

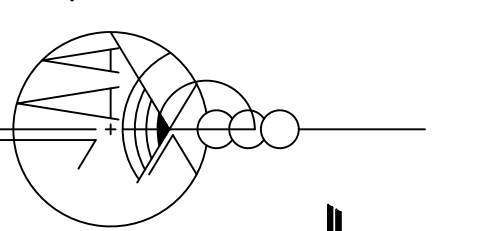
3 WALL SECTION
A.4 SCALE = NT5



4 WALL SECTION
A.4 SCALE = NT5

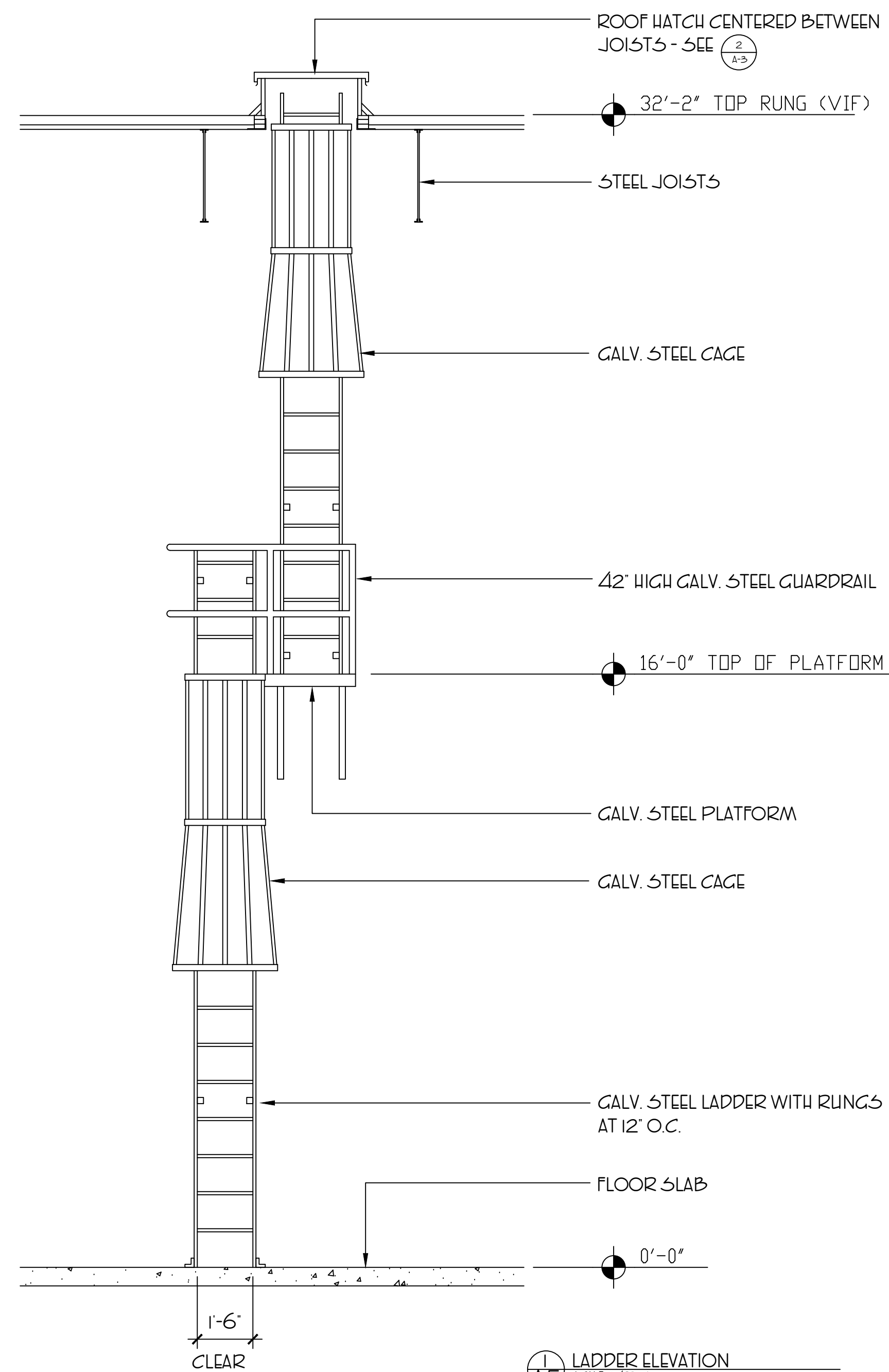


5 WALL SECTION
A.4 SCALE = NT5

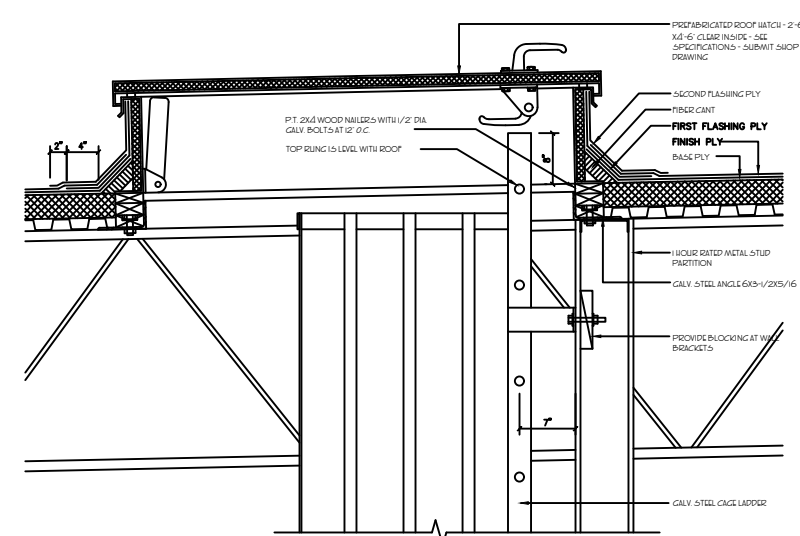


PROJECT NO	28008
DATE	5-22-18
REVISION	
PRINT DATE	5-22-18
ISSUE FOR CONSTRUCTION	
SCALE	AS SHOWN

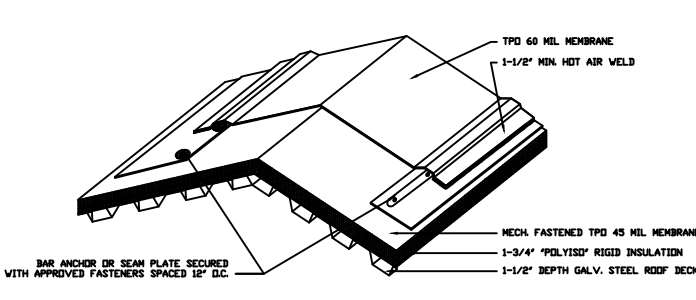
SHEET NAME	WALL SECTIONS
PROJECT NAME	TRACT 5 JACKSONVILLE INTERNATIONAL TRADEPORT JACKSONVILLE FLORIDA
DATE	5-22-18
REVISION	
PRINT DATE	5-22-18
ISSUE FOR CONSTRUCTION	
SCALE	AS SHOWN
SHEET NO	A-4



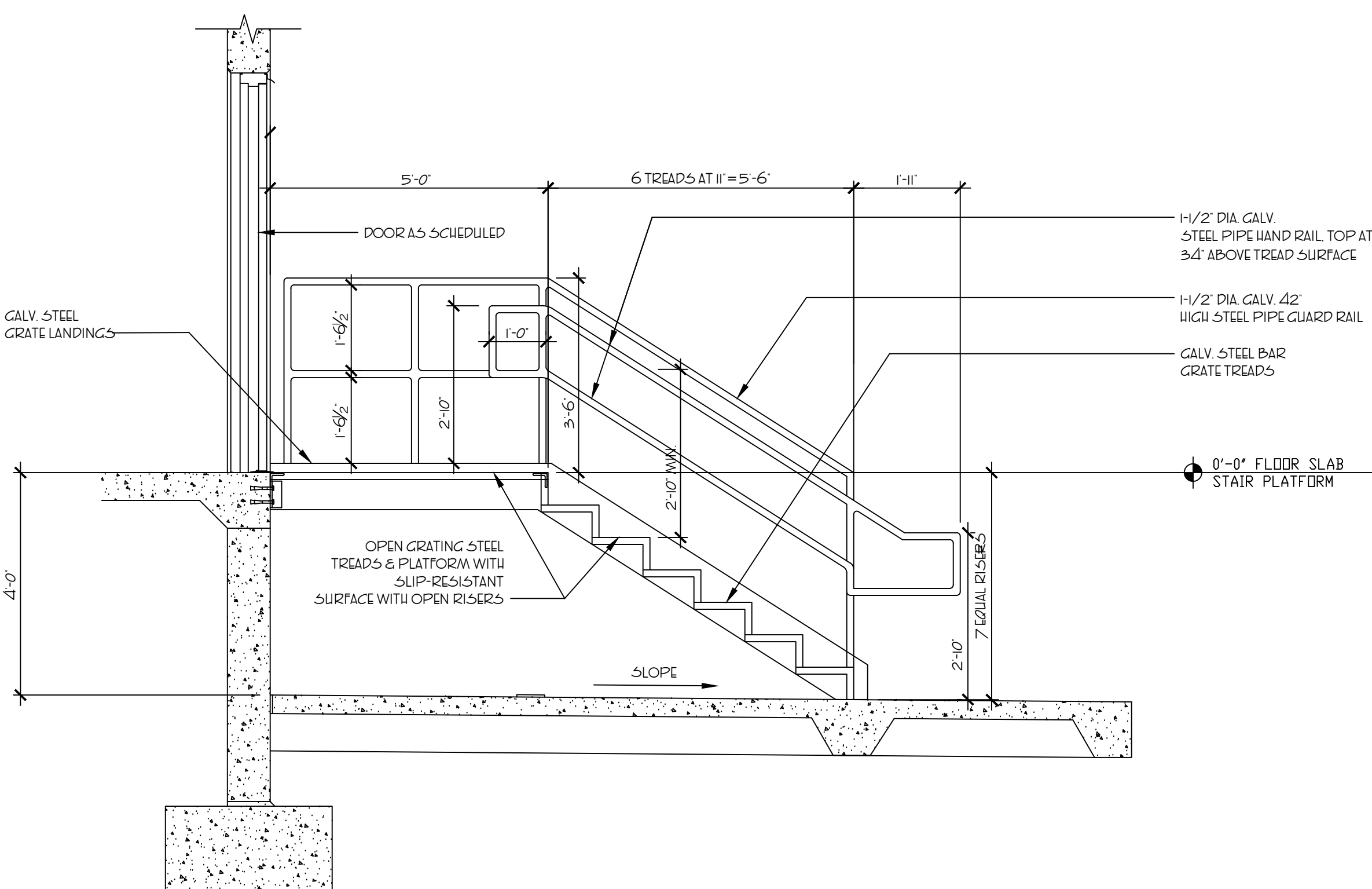
1 LADDER ELEVATION
SCALE 1/2"=1'



2 ROOF HATCH & LADDER
SCALE 1/2"=1'




3 TPO ROOF SYSTEM AT RIDGE
SCALE 1/2"=1'



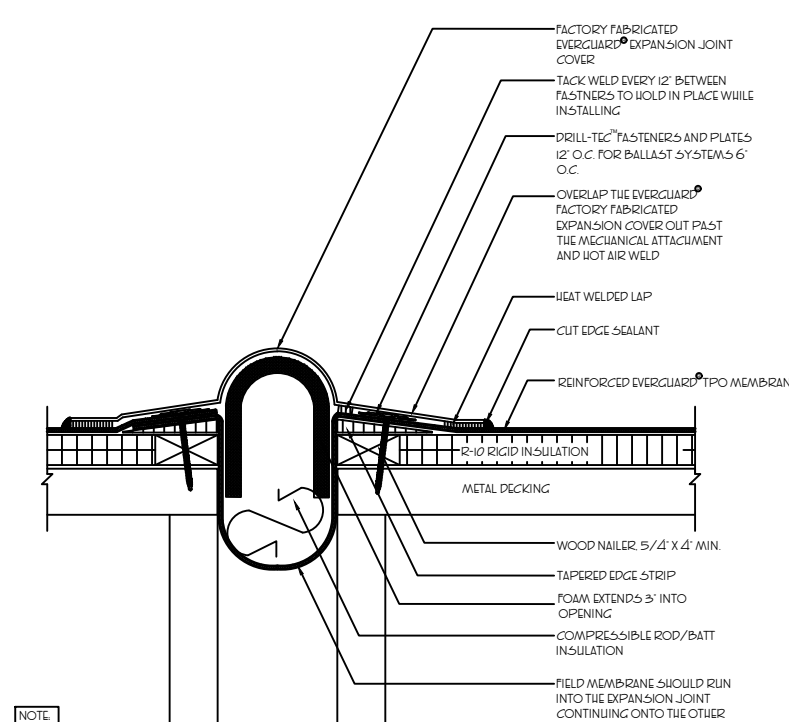
4 STAIR SECTION
SCALE 1/2"=1'

DOOR & WINDOW SCHEDULE

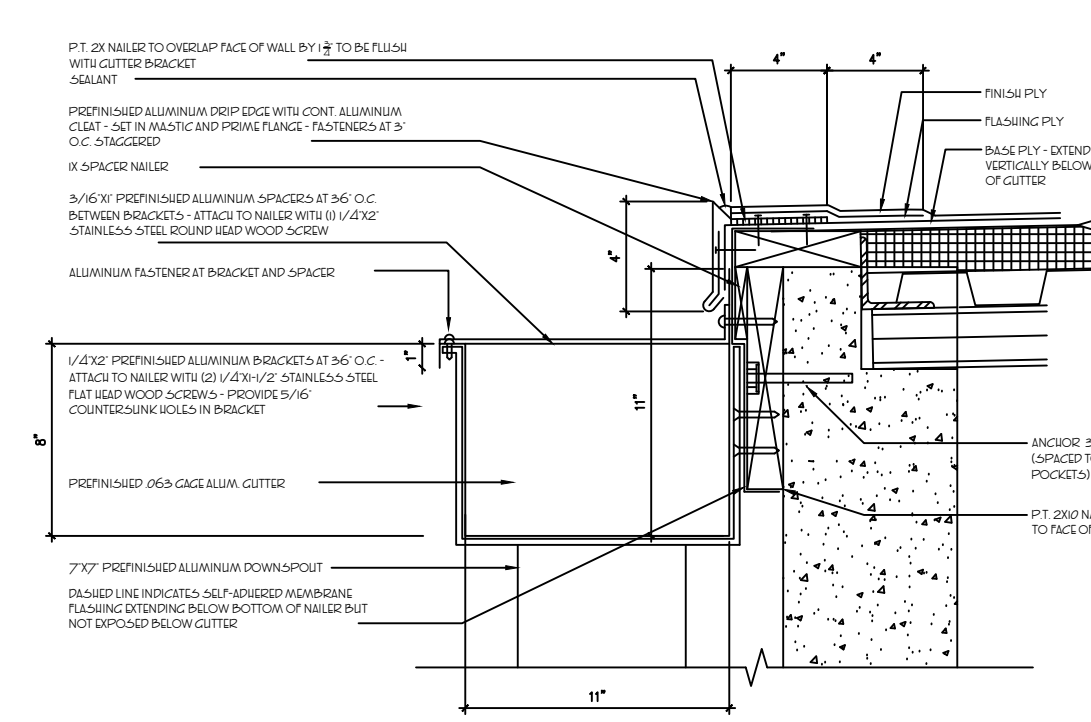
SIZE	TYPE	DOOR MATERIAL	FINISH	FRAME SIZE	FRAME MATERIAL	HARDWARE	REMARKS
(2)-3'-9"	1	ALUMINUM / GLASS	BRUSHED ALUMINUM	2' X 4'-1/2"	BRUSHED ALUMINUM	PUSH/PULL W/ DEADBOLT	ADA CLOSER
3'-7"	2	HOLLOW METAL	PAINT	2' X 5'-3/4"	HOLLOW METAL	LEVER HANDLE W/ LOCK	AND CLOSER
(2)-3'-7"	3	HOLLOW METAL	PAINT	2' X 5'-3/4"	HOLLOW METAL	LEVER HANDLE W/ LOCK	
12'-14"	4	STEEL	PRE-FINISHED	PER CONCRETE PANEL	CONCRETE	N/A	ROLL-UP MOTOR OPERATED
8'-10"	5	METAL	PRE-FINISHED	PER CONCRETE PANEL	CONCRETE	N/A	24 GAUGE VERTICAL LIFT



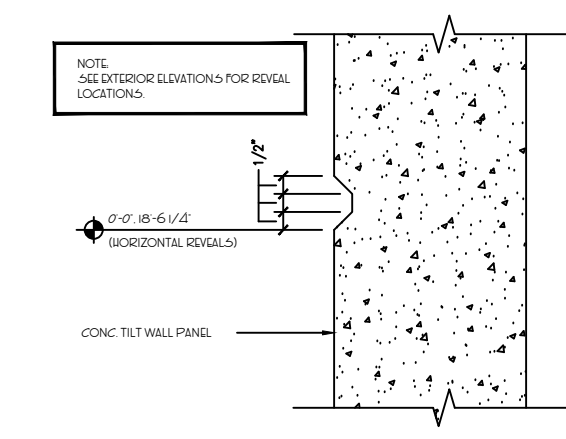
DOOR & WINDOW ELEVATION
SCALE 1/2"=1'



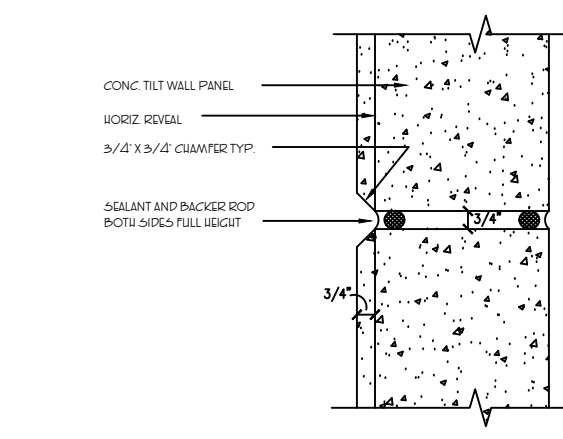
5 EXPANSION JOINT ROOF DETAIL
SCALE 1/2"=1'



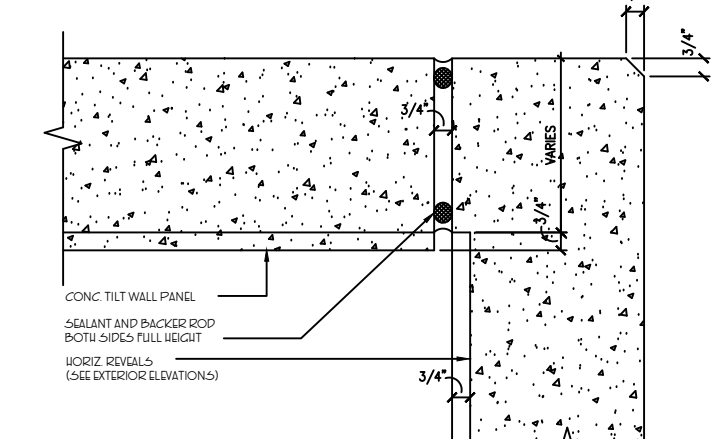
6 CLUTTER & EDGE FLASHING DETAIL
SCALE 1/2"=1'



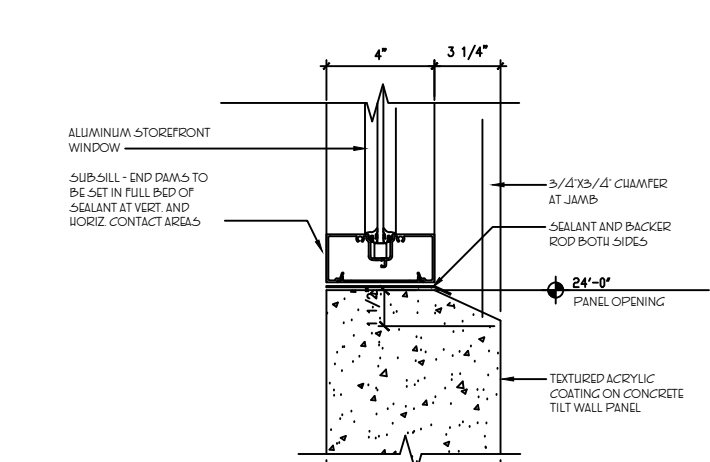
7 TYPICAL 2' REVEAL
SCALE 1/2"=1'



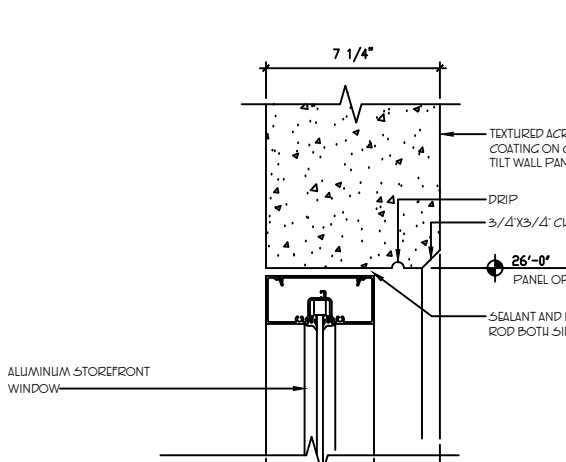
8 VERTICAL BUTT JOINT
SCALE 1/2"=1'



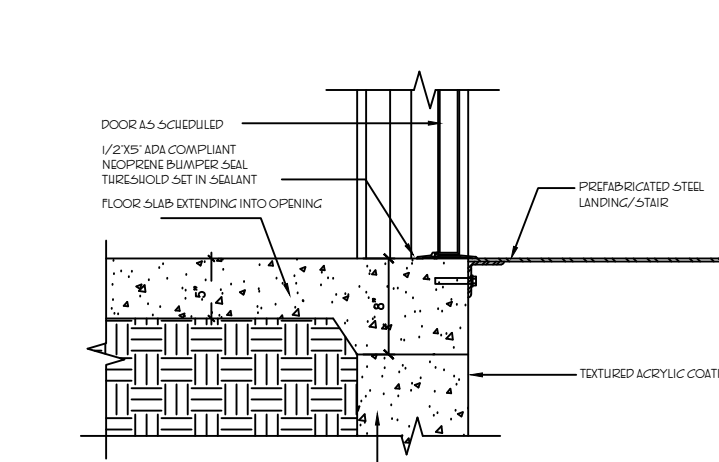
9 VERTICAL OUTSIDE CORNER JOINT
SCALE 1/2"=1'



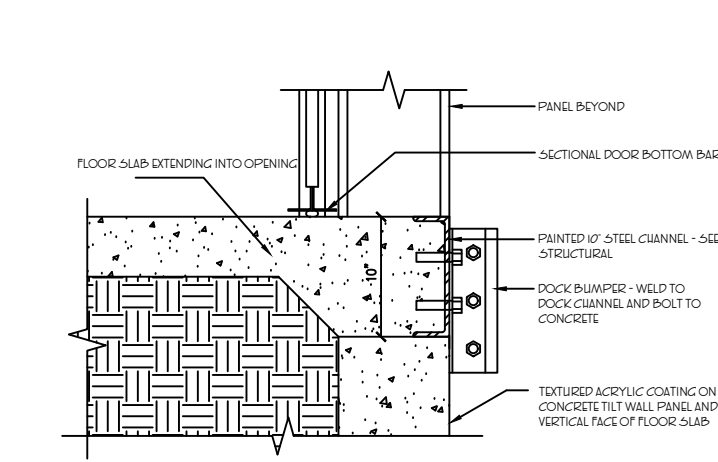
10 WINDOW SILL DETAIL
SCALE 1/2"=1'



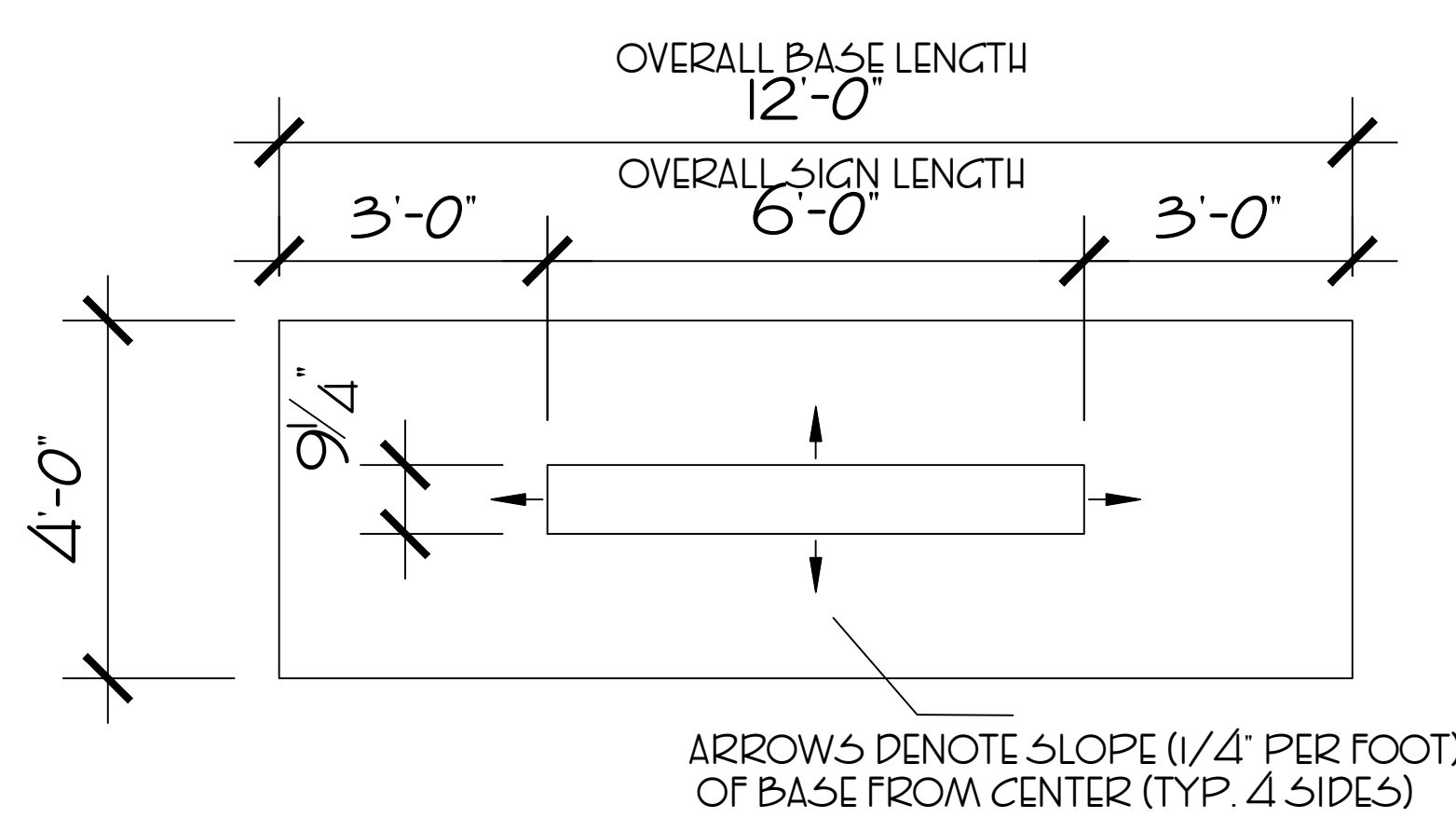
11 WINDOW HEAD DETAIL
SCALE 1/2"=1'



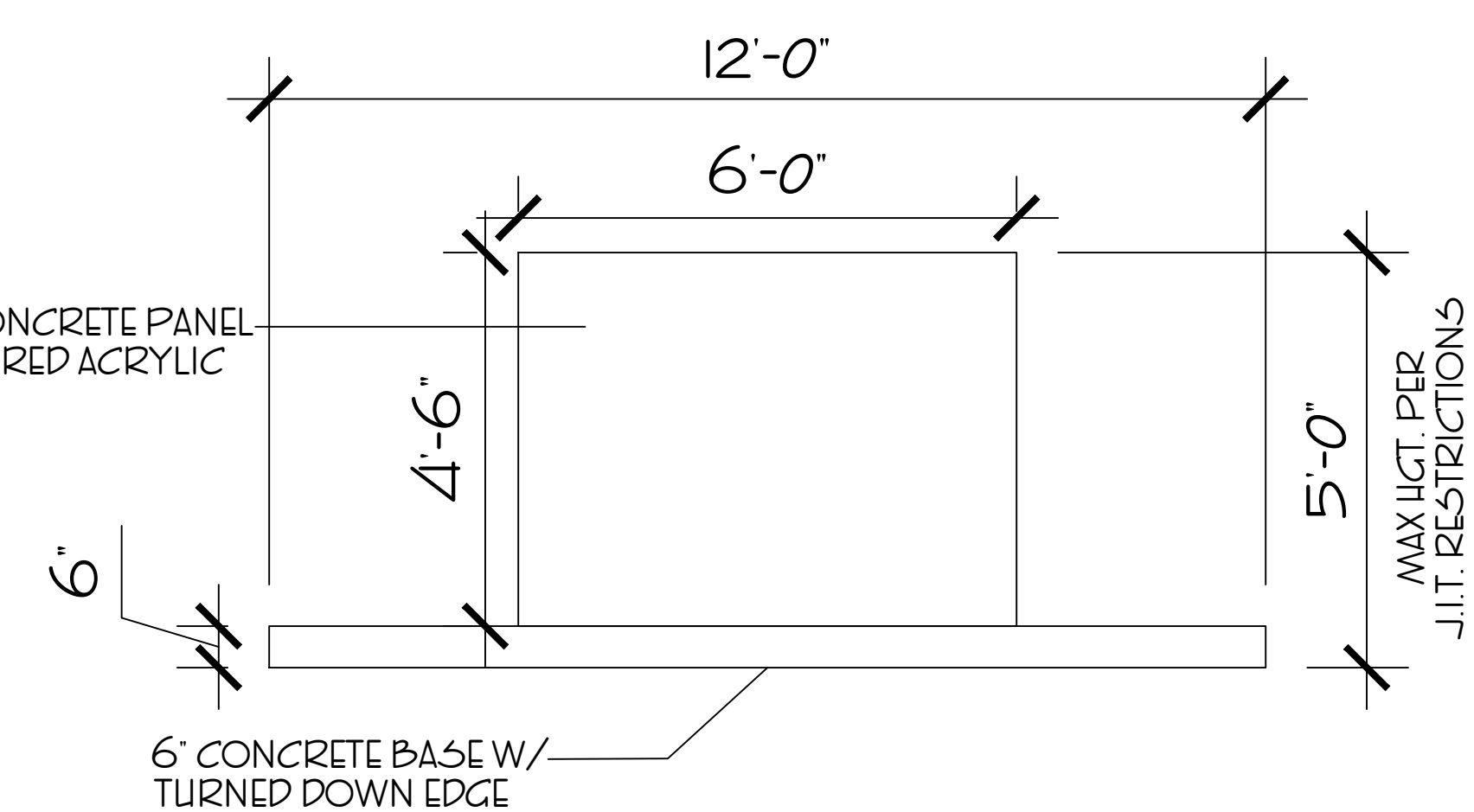
12 DOOR SILL DETAIL
SCALE 1/2"=1'




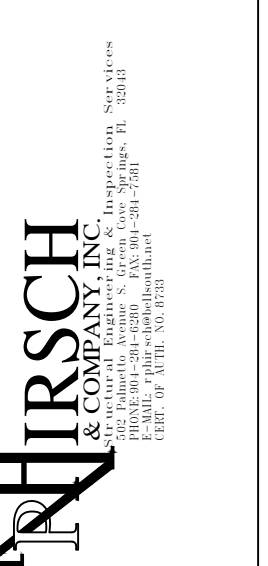

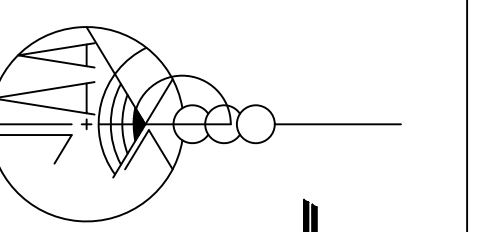
13 SECTIONAL DOOR SILL DETAIL
SCALE 1/2"=1'



ARROWS DENOTE SLOPE (1/4" PER FOOT)
OF BASE FROM CENTER (TYP. 4 SIDES)



14 MONUMENT SIGN ELEVATION
SCALE 1/2"=1'



PROJECT NAME
TRACT 5
 JACKSONVILLE
 INTERNATIONAL TRADEPO
 JACKSONVILLE FLORIDA

SHEET NAME
DETAILS

SCALE	PROJECT NO.	DATE	REVISION	PRINT DATE	ISSUE FOR CONSTRUCTION	ARC. REG. NO. 1813286
AS	28008	5-21-18	REVISION	5-21-18		